

Network 257

mmWave 5G Outdoor Repeater

SKU: 460069

FEATURES

- 28 GHz cell signal repeater
- Receives 5G source signals from up to 10 km away
- Supports up to 1GHz of instantaneous bandwidth
- Amplifies beamwidths from +/-8° to +/-45°
- Easily aimed dual-polarized donor and service units
- Connects to LTE with a replaceable internal PCI Express Mini Card
- IP 67 rating for outdoor use
- Minimal setup required
- Secure remote monitoring and management built-in

About

The unique design of the **Network 257** allows it to extend or fill in 5G coverage outside.

Cutting-edge dielectric waveguide antenna technology, allows the Network 257 to efficiently extend 5G coverage to multiple, simultaneous users in a wide area. With built-in dual-polarization that supports MIMO, throughput to any user can be doubled.

The donor antenna receives source signals from up to 10 km from the originating gNB. While the server antenna supports up to 1 GHz of instantaneous bandwidth. The hardware can be configured to broadcast a variety of beamwidths, from +/-8 to +/-45. This flexibility allows coverage to be amplified both in line-of-sight and non-line-of-sight applications.

As a layer zero repeater, it's rapidly deployed anywhere outside with power. No additional backhaul connectivity is required. The customizable and durable system withstands rugged environments and extreme temperatures with an IP67 rating.

Remote management services are readily available with LTE connectivity via a replaceable, internal mini card. Telemetry data is available in real-time, alerts are automated, and manual adjustments can be made from any cellular connected device.



Specifications

SKU	460069*
Power Frequency of Operation	28GHz (Bands n257 & n261)
Latency	< 40 nSec
Typical Power Consumption	34 Watts
Max End to End Gain	100 dB
Weight Donor Unit (lbs)	6.25
Weight Service Unit (lbs)	5.5
Tunable Gain Range (UL or DL)	60 dB
Donor Unit Scan Envelope (Az/EI)	N/A
Donor HPBW (Az/EI)	18°/18°
Service Unit HPBW (Az/EI)	90°/90°
Noise Figure (DL/UL)	2.5dB/2.5dB
Power Supply	100 – 240 VAC
Operating Temperature	-40/+65 Celsius
Max EIRP (DL/UL)	43dBm/49dBm
Connect Protocol	USB
Dimensions Donor Unit (in)	8.3 x 13.1 x 7
Dimensions Service Unit (in)	8.3 x 13.1 x 3.7

ALL INFORMATION SHARED IN THIS DOCUMENT IS CONSIDERED CONFIDENTIAL AND SHARED ONLY UNDER A NON-DISCLOSURE AGREEMENT.

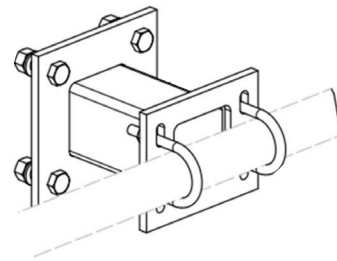
Remote Management

Connect network management software to the system via LTE.

- 4G LTE (CAT-M1 / NB1)
- Supported Bands: LTE - B1, B2, B3, B4, B5, B8, B12, B13, B17, B18, B19, B20, B26, B28.
- 3G/2G fallback: 850, 900, 1800, 1900
- Regulatory: FCC, GCF, IC, PTCRB, REDOptional ESIM Capability (No need for external SIM card)
- Standard mini card with option to change the module to support virtually any carrier and any band

Utility Pole Mount

A standard telco bolt pattern is used to fit any typical outdoor mounting hardware.



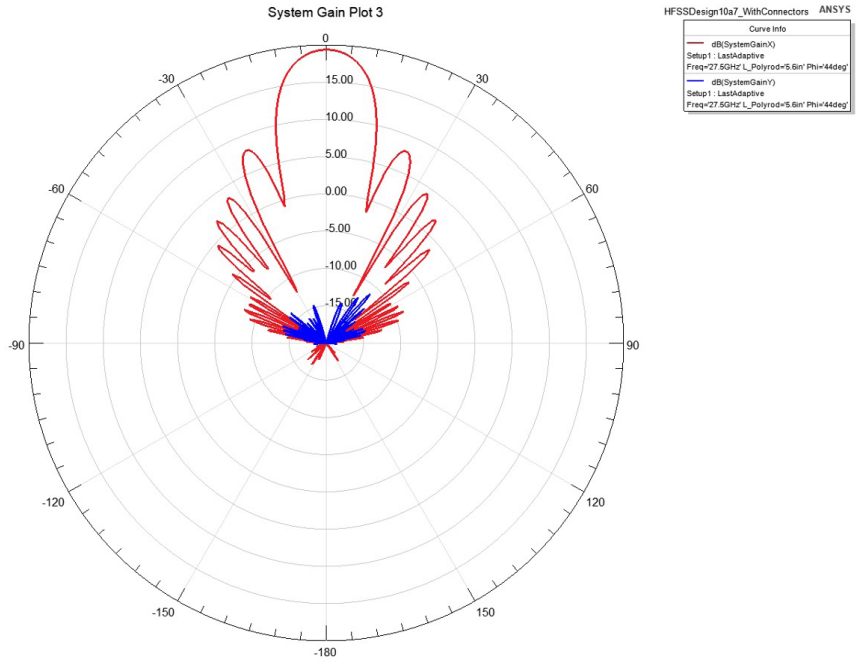
Internal AC/DC Power Specifications

- Product is configured for either AC 80 to 305 VAC at 47-63Hz or *DC 113 – 431 VDC input, as described in the AC & DC power ratings table.
- Configurable to a lower voltage DC input if required.

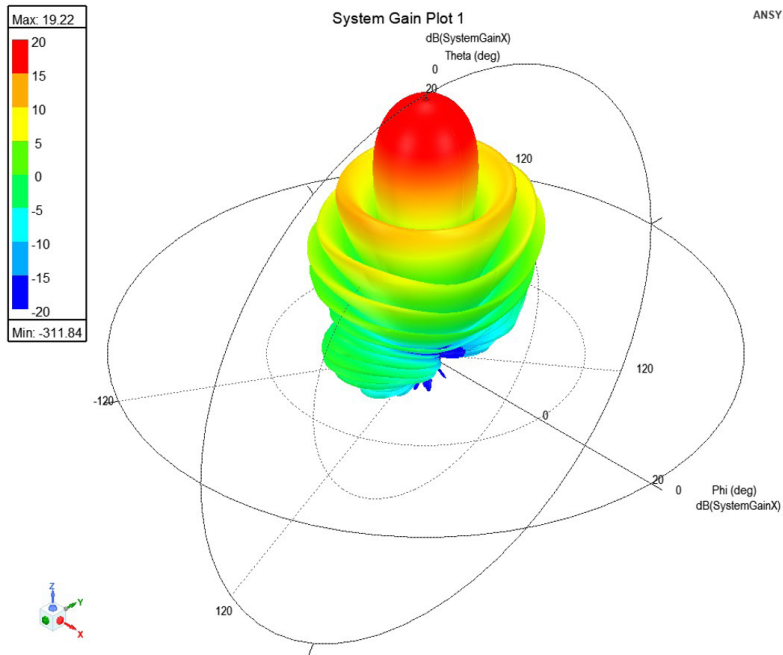
Rated Power	93.5W
Input Voltage Range (AC)	80 ~ 305VAC at 47 to 63 Hz
Input Voltage Range (DC)	113 ~ 431VDC
AC Current (Typ.)	1.9A/115VAC and 1.1A/230VAC
Protection Overload	115% ~ 160% rated output power
Over Temperature	Protection type : Shut down o/p voltage, re-power on to recover
Safety Standards	IEC62368-1, UL62368-1, TUV BS EN/EN62368-1, EAC TP TC 004 approved

*Alternative inputs are available upon request.

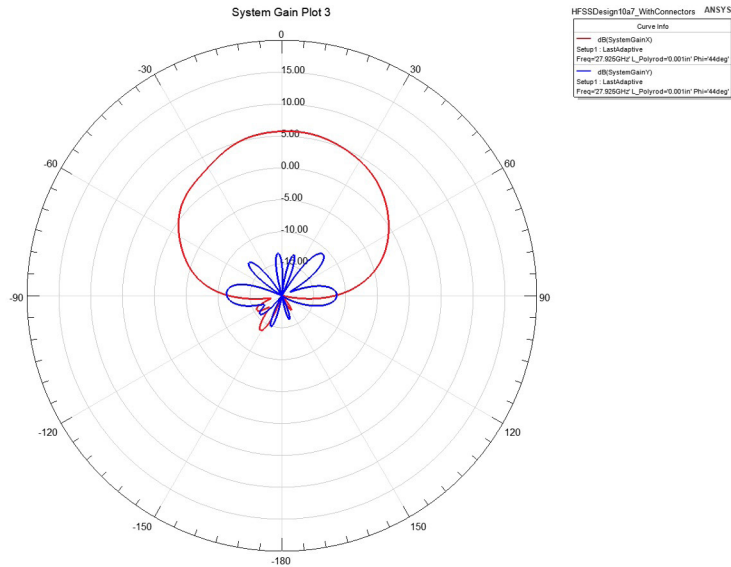
DU/SU Antenna Plots (+/- 8° antenna)



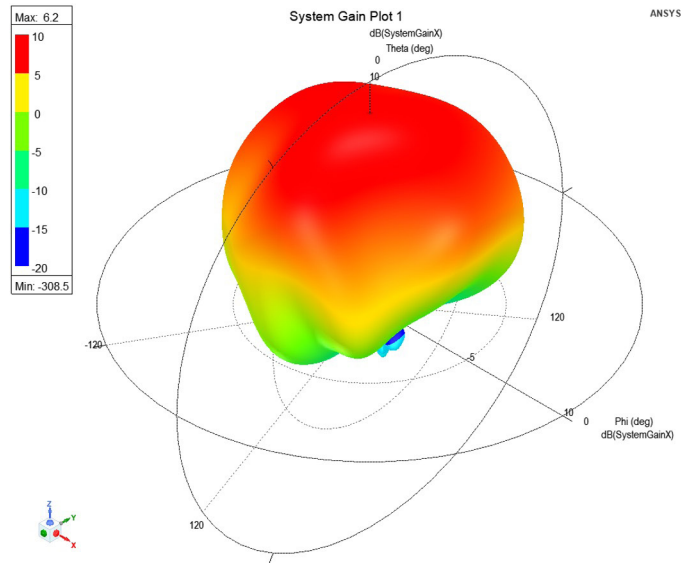
Antenna Isometric View



DU/SU Antenna Plots (+/- 45° antenna)




Antenna Isometric View

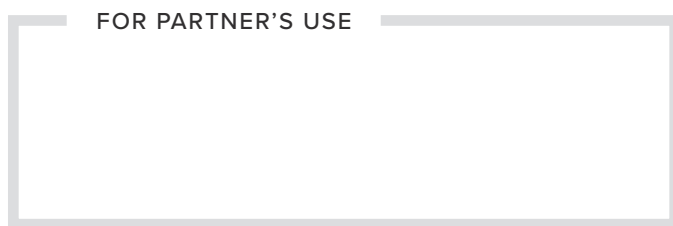


Website: www.wilsonpro.com

Support

Phone: +1 866 294 1660 Monday to Saturday

 **3 Year Warranty from Purchase**



UPC

ASSEMBLED IN THE USA

